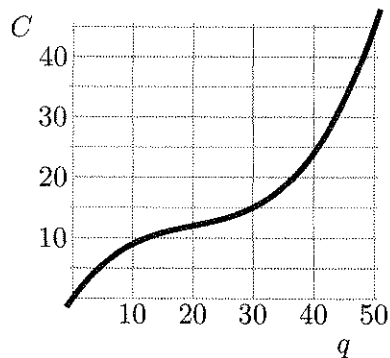


Name: Key

1. A graph of the total cost function  $C(q)$  (in thousands of dollars) appears below.



- (a) [3 points] Estimate the production level that minimizes marginal cost.

$$q = 20$$

- (b) [3 points] Estimate the production level that minimizes average cost.

$$q = 30$$

2. [7 points] The cost of producing  $q$  units is given by  $C(q) = 9q^3 - 225q^2 + 6875q$ . Find the production level that minimizes average cost exactly.

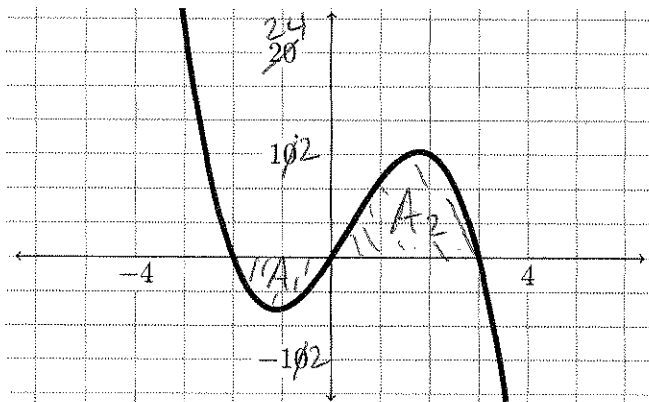
$$4 MC = AC$$

$$27q^2 - 450q + 6875 = 9q^2 - 225q + 6875$$

$$18q^2 = 225q$$

$$q = \frac{225}{18} = 12.5 \text{ units}$$

3. [7 points] Use the graph of  $f(t)$  to estimate the value of the integral  $\int_{-2}^3 f(t) dt$ .



Each box  $\approx 4$ .

$A_1 \approx 2$  boxes

$A_2 \approx 6$  boxes.

$$\text{Total area} \approx 4A = \boxed{16}$$

4. [8 parts, 3 points each] Evaluate the following indefinite integrals.

$$(a) \int 6 dx$$

$$6x + C$$

$$(b) \int z - 3z^2 dz$$

$$\frac{z^2}{2} - z^3 + C$$

$$(c) \int 2x^6(3x+1) dx$$

$$= \int 6x^7 + 2x^6 dx$$

$$= \frac{6}{8}x^8 + \frac{2}{7}x^7 + C$$

$$(d) \int e^{7t} dt$$

$$= \frac{1}{7}e^{7t} + C$$

$$(e) \int \frac{1}{x^8} dx = \int x^{-8} dx$$

$$= \frac{1}{-7}x^{-7} + C$$

$$(f) \int r^{11+\sqrt{2}} dr$$

$$= \frac{r^{12+\sqrt{2}}}{12+\sqrt{2}} + C$$

$$(g) \int e^3 x dx$$

$$= \frac{e^3 x^2}{2} + C$$

$$(h) \int x^{-1} dx$$

$$= \ln|x| + C$$

5. [2 parts, 5 points each] Evaluate the following indefinite integrals.

$$(a) \int \frac{4x^3 + 3}{(x^4 + 3x + 8)^5} dx = \int \frac{1}{w^5} dw$$

$$w = x^4 + 3x + 8$$

$$\frac{dw}{dx} = 4x^3 + 3$$

$$= \int w^{-5} dw$$

$$= -\frac{1}{4} w^{-4} + C$$

$$= -\frac{1}{4(x^4 + 3x + 8)^4} + C$$

$$(b) \int \frac{e^{\sqrt{x}}}{\sqrt{x}} dx = \int \frac{e^w}{\cancel{\sqrt{x}}} \cdot 2\sqrt{x} dw$$

$$w = \sqrt{x}$$

$$= x^{1/2}$$

$$\frac{dw}{dx} = \frac{1}{2} x^{-1/2}$$

$$= \frac{1}{2\sqrt{x}}$$

$$2\sqrt{x} dw = dx$$

$$= 2 \int e^w dw$$

$$= 2e^w + C$$

$$= 2e^{\sqrt{x}} + C$$

6. [6 points] Find the average value of the function  $f(x) = x(4-x)$  over the interval  $[0, 4]$  exactly.

$$\text{Avg val} = \frac{1}{4-0} \int_0^4 x(4-x) dx$$

$$= \frac{1}{4} \int_0^4 4x - x^2 dx$$

$$= \frac{1}{4} \left( 2x^2 - \frac{x^3}{3} \right) \Big|_0^4$$

$$= \frac{1}{4} \left[ \left( 2 \cdot 4^2 - \frac{4^3}{3} \right) - 0 \right]$$

$$= \frac{1}{4} \left[ 32 - \frac{64}{3} \right] = 8 - \frac{16}{3} = \boxed{\frac{8}{3}}$$

7. [4 parts, 5 points each] Use the Fundamental Theorem of Calculus to solve the following definite integrals exactly.

$$(a) \int_{-2}^1 3x^2 dx$$

$$= x^3 \Big|_{-2}^1$$

$$= 1^3 - (-2)^3$$

$$= 1 - (-8)$$

$$= 1 + 8 = \boxed{9}$$

$$(b) \int_2^4 t^3 - e^{2t} dt$$

$$\left( \frac{t^4}{4} - \frac{1}{2} e^{2t} \right) \Big|_2^4$$

$$= \left( \frac{4^4}{4} - \frac{1}{2} e^8 \right) - \left( \frac{2^4}{4} - \frac{1}{2} e^4 \right)$$

$$= (64 - \frac{1}{2} e^8) - (4 - \frac{1}{2} e^4)$$

$$= \boxed{60 - \frac{1}{2} e^8 + \frac{1}{2} e^4}$$

$$(c) \int_7^5 \frac{(\ln x)^2}{x} dx = \int \frac{w^2}{x} dx$$

$$w = \ln x$$

$$\frac{dw}{dx} = \frac{1}{x}$$

$$x dw = dx$$

$$= \frac{w^3}{3} + C$$

$$= \frac{(\ln x)^3}{3} + C$$

$$\int_2^5 \frac{(\ln x)^2}{2} dx = \frac{(\ln x)^3}{3} \Big|_2^5$$

$$= \boxed{\frac{(\ln 5)^3}{3} - \frac{(\ln 2)^3}{3}}$$

$$(d) \int_0^1 (x + e^{2x})(x^2 + e^{2x})^{10} dx$$

$$w = x^2 + e^{2x}$$

$$\frac{dw}{dx} = 2x + 2e^{2x}$$

$$\frac{dw}{2x + 2e^{2x}} = dx$$

$$= \int_0^1 (x + e^{2x}) w^{10} \frac{dw}{2x + 2e^{2x}}$$

$$= \int \frac{1}{2} w^{10} dw$$

$$= \frac{1}{2} \frac{w^{11}}{11} + C$$

$$= \frac{1}{22} (x^2 + e^{2x})^{11} \Big|_0^1$$

$$= \frac{1}{22} \left[ (1^2 + e^2)^{11} - (0^2 + e^0)^{11} \right]$$

$$= \frac{1}{22} \left[ (1 + e^2)^{11} - 1 \right]$$

$$\boxed{\frac{(1 + e^2)^{11} - 1}{22}}$$

8. [4 parts, 3 points each] At time  $t = 0$  hours, the surface of a pond begins to freeze. The rate  $R$  (in inches per hour) of growth in ice is a function  $R(t)$  of time.

$t$	0	1	2	3	4	5	6	7	8
$R(t)$	0	0.5	1	2	1.5	1	0.5	0.25	0.5

- (a) Express the total change in the thickness of the ice during the first 8 hours as a definite integral.

$$\int_0^8 R(t) dt$$

- (b) With  $n = 4$ , find the Left Hand Sum (LHS) approximation to the above integral.

$$\begin{aligned} \text{LHS} &= 0 \cdot 2 + 1 \cdot 2 + 1.5 \cdot 2 + 0.5 \cdot 2 \\ &= 0 + 2 + 3 + 1 = \boxed{6 \text{ inches}} \end{aligned}$$

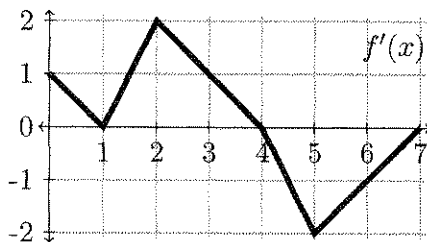
- (c) With  $n = 8$ , find the Left Hand Sum (LHS) approximation to the above integral.

$$\begin{aligned} \text{LHS} &= 0 \cdot 1 + 0.5 \cdot 1 + 1 \cdot 1 + 2 \cdot 1 + 1.5 \cdot 1 + 1 \cdot 1 + 0.5 \cdot 1 + 0.25 \cdot 1 \\ &= \frac{1}{2} + 1 + 2 + \frac{3}{2} + 1 + \frac{1}{2} + \frac{1}{4} = \boxed{6.75 \text{ in}} \end{aligned}$$

- (d) Which of these estimates would you expect to be more accurate? Briefly explain.

Expect the second to be more accurate since more boxes rectangles better captures the true area.

9. [8 points] The graph of the derivative  $f'(x)$  is shown below. Fill in the table of values given that  $f(0) = 4$ .



$x$	0	1	2	3	4	5	6	7
$f(x)$	4	4.5	5.5	7	7.5	6.5	5	4.5